

SISTEMI LINEARI

LINEAR SYSTEMS

PARETE

- JEY 138
- KAPPA 139

Lampada in alluminio anodizzato completa di diffusore satinato a pressione, supporti laterali e LED ad alta luminosità con elevato rapporto Lumen/Watt. Particolarmente adatta per illuminazione d'accento e di servizio. Indicata per arredi, residenziale, retail ed illuminotecnica in genere. Installabile a plafone su qualsiasi superficie.

- Montaggio con vite a scomparsa.
- Linea minimal dalle ridotte dimensioni. Diffusione "Full Light".
- Ampia gamma di soluzioni illuminanti e dimensioni personalizzabili.
- Alimentazione: 12/24Vdc.

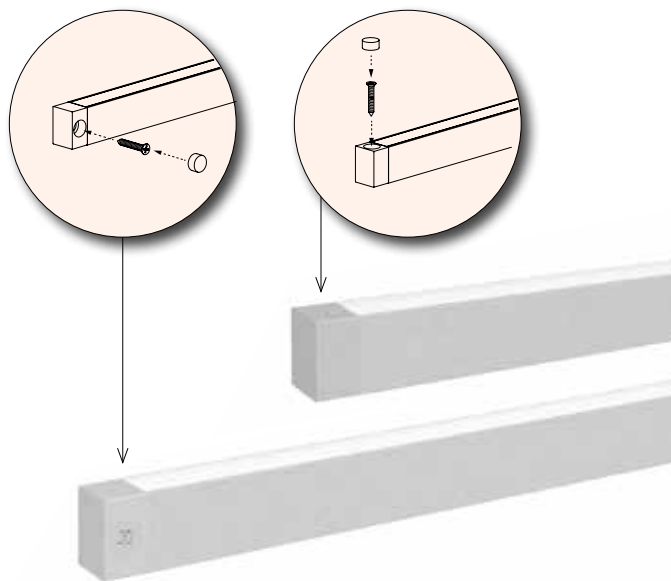
COLLEGARE IN PARALLELO

Anodized Aluminium lamp complete with satin diffuser, lateral supports and high brightness LED with very good relation between Lumen/Watt. It is suitable as accent and service lightin, on furnishings, for residential locations, retail and for lighting technique. It can be ceiling recessed on any type of surface.

Hidden spring assembly. Modern and essential design.

- Diffuser with snap fitting and with Full-Light effect.
- Wide range of lighting solutions, customizing dimensions and control of the light on lamp border.
- Power supply: 12/24Vdc.

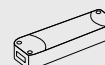
CONNECT IN PARALLEL



DIMENSIONI / DIMENSIONS



ACCESSORI / ACCESSORIES



Alimentatori pag. 258-260
Drivers page 258-260

CODICI BASE / BASE CODES

J2.

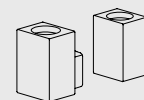
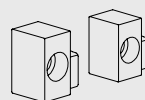
FINITURE / FINISHINGS

- 1 Bianco RAL 9003
White RAL 9003
- 2 Nero opaco RAL 9005
Matt Black RAL 9005
- 7 Argento anodizzato
Anodized silver

SUPPORTI LATERALI / LATERAL SUPPORT

- 1P Bianco fissaggio parete
White wall fixing
- 2P Nero opaco fissaggio parete
Matt Black wall fixing
- 7P Alluminio satinato fissaggio parete
Satin aluminum wall fixing

- 1V Bianco fissaggio verticale
White vertical fixing
- 2V Nero opaco fissaggio verticale
Matt Black vertical fixing
- 7V Alluminio satinato fissaggio verticale
Satin aluminum vertical fixing



DIMENSIONI / DIMENSION

- G 900mm
- H 1000mm
- I 1200mm
- L 1500mm
- M 1800mm
- N 2000mm
- O 2300mm
- P 2500mm
- Q 2800mm
- R 3000mm

* Altre misure disponibili su richiesta
* More dimensions available

COLORE LED / LED COLOUR

- BN 4000°K
- BC 3000°K
- CC 2700°K

* Le Strip colorate,
Bianco dinamico e RGB
sono disponibili su richiesta.

* Colored, Tunable white and
RGB strip LED available upon
request.

POTENZA / POWER

- B 9,6W/m 800lm/m
- E 17W/m 2000lm/m
- F 21W/m 2500lm/m
- G 25W/m 3500lm/m
- K+ 22W/m 2500lm/m
- L+ 28W/m 3500lm/m

Esempio di codifica: Prodotto J2 PARETE + Finitura argento + Supporti laterali grigio fissaggio parete + Dimensione 900mm + Colore led 3000°K + Potenza 9,6W/m = Codice: J2.77PCBCC
Example of codification: Product J2 PARETE + Finishing silver + Lateral support grey wall fixing + Dimension 900mm + Led color 3000°K + Power 9,6W/m = Code: J2.77PCBCC

KAPPA PARETE

K1.

Lampada a biemissione in alluminio anodizzato completa di diffusori satinati, supporti laterali, tasselli di fissaggio ed alimentazione integrata. LED ad alta luminosità con elevato rapporto Lumen/Watt.

Particolarmente adatta come illuminazione primaria per residenziale, retail, grandi ambienti ed illuminotecnica in genere.


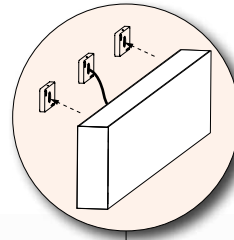
- Installabile a plafone su qualsiasi superficie.
- Montaggio con tasselli in alluminio e viti a scomparsa.
- Linea essenziale e moderna. Diffusori a scatto con effetto "Full-Light". Ampia gamma di soluzioni illuminanti, dimensioni personalizzabili.
- Alimentazione: 220V.
- Distanziali inclusi nella confezione + alimentazione.

COLLEGARE IN PARALLELO

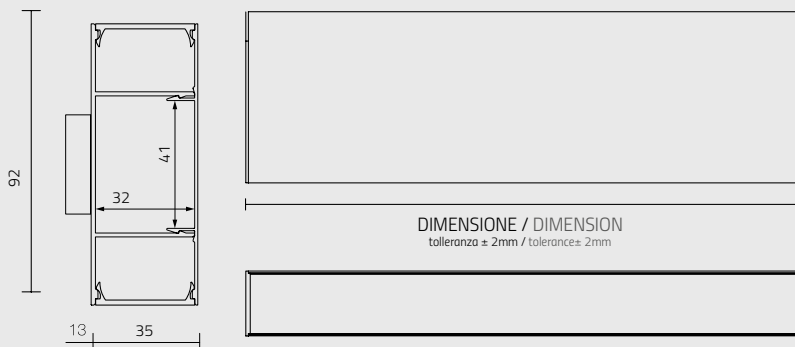
Anodized aluminium bi-emission lamp complete with satin diffuser, lateral supports, fixing elements and integrated power supply. High brightness LED with very good relation between Lumen/Watt. It is suitable as main light for residential and wide locations, retail and for lighting technique. It can be ceiling installed on any type of surface.

- Aluminium elements and hidden screws assembly.
- Modern and essential design. Diffuser with snap fitting and with Full-Light effect. Wide range of lighting solutions, customizing dimensions and control of the light on lamp border.
- Power supply: 220V.
- Aluminium spacer included in the box.

CONNECT IN PARALLEL



DIMENSIONI / DIMENSIONS



CODICI BASE / BASE CODES

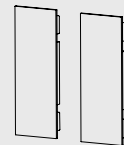
K1.

FINITURE / FINISHINGS

- 1 Bianco RAL 9003
White RAL 9003
- 2 Nero opaco RAL 9005
Matt Black RAL 9005
- 7 Argento anodizzato
Anodized silver

SUPPORTI LATERALI / LATERAL SUPPORT

- 1 Bianco
White
- 2 Nero opaco
Matt Black
- 7 Alluminio satinato
Satin aluminium



DIMENSIONI / DIMENSION

- D 600mm
- G 900mm
- H 1000mm
- I 1200mm
- L 1500mm
- M 1800mm
- N 2000mm
- O 2300mm
- P 2500mm
- Q 2800mm
- R 3000mm

* Altre misure disponibili su richiesta
* More dimensions available

COLORE LED / LED COLOUR

- BN 4000°K
 - BC 3000°K
 - CC 2700°K
- * Le Strip colorate, Bianco dinamico, RGB e RGBW sono disponibili su richiesta.
* Colored, Tunable white, RGB and RGBW strip LED available upon request.

POTENZA / POWER

- G 25W/m 3500lm/m
- H 30W/m 4500lm/m
- I 40W/m 6000lm/m
- L+ 28W/m 3500lm/m
- M+ 40W/m 5000lm/m

Esempio di codifica: Prodotto KAPPA PARETE + Finitura argento + Supporti laterali grigi + Dimensione 900mm + Colore led 4000°K + Potenza 25W/m = Codice: K1.77DBNG
Example of codification: Product KAPPA PARETE + Finishing silver + Lateral support grey + Dimension 900mm + Led color 4000°K + Power 25W/m = Code: K1.77DBNG

